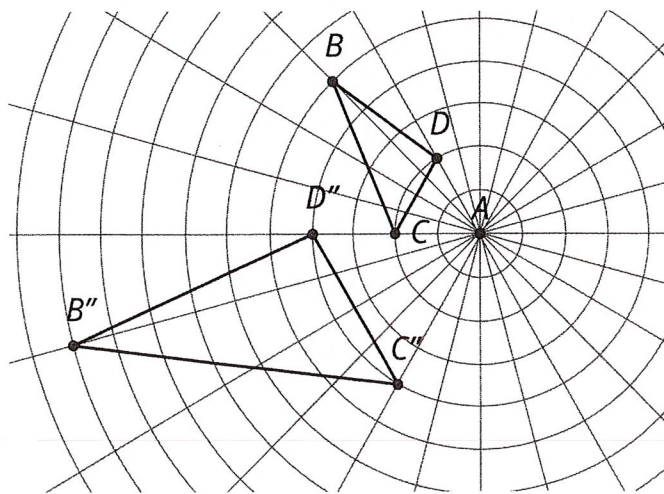
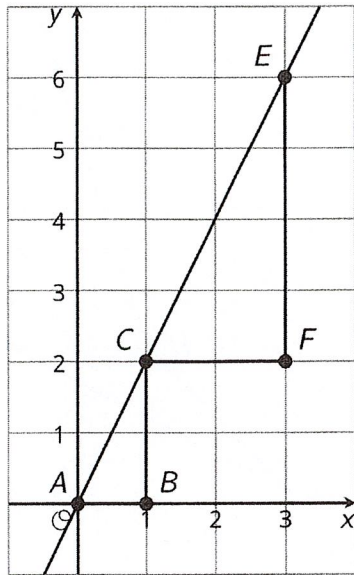


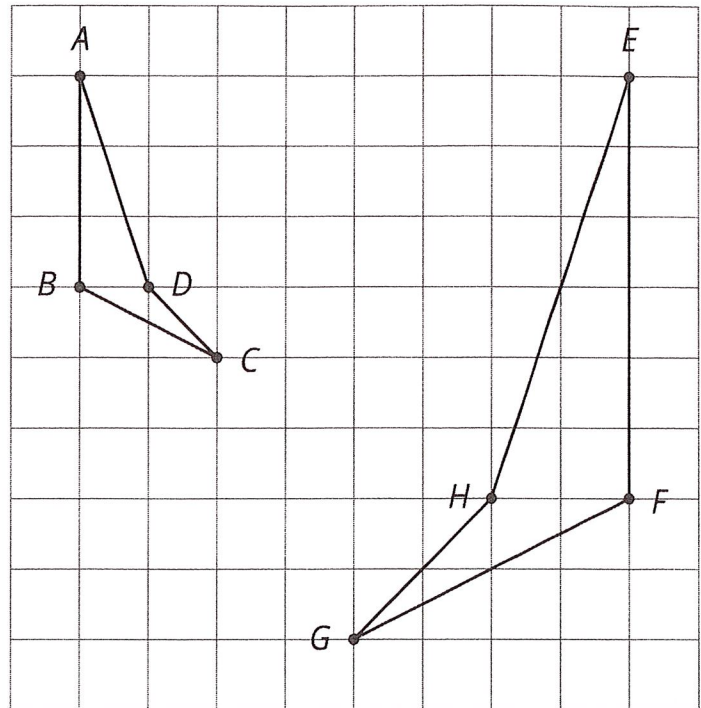
Lesson 6 Practice Problems

- Each diagram has a pair of figures, one larger than the other. For each pair, show that the two figures are similar by identifying a sequence of translations, rotations, reflections, and dilations that takes the smaller figure to the larger one.



2. Here are two similar polygons.

Measure the side lengths and angles of each polygon. What do you notice?



3. Each figure shows a pair of similar triangles, one contained in the other. For each pair, describe a point and a scale factor to use for a dilation moving the larger triangle to the smaller one. Use a measurement tool to find the scale factor.

